





PROFESSOR PULSE

2018

**From tuition to Trump, close to 2,000
faculty members weigh in on the
current state of higher education**



The teaching life is a complicated one, but there's a lot to be learned by sharing your frustrations, solutions and insights with your peers in higher ed. The 2018 Professor Pulse Survey is here to do just that.

Since we started the Prof Pulse three years ago, over 30,000 educators from all over the world have weighed in, helping us to develop a publicly-shared snapshot of the current state of higher ed. Year after year the Prof Pulse has shown professors how their ideas about higher ed stack up against their peers.

For the 2018 edition, nearly 2,000 faculty members across North America weighed in on the higher ed industry today. Their thoughts—on everything from active learning, to the current U.S. administration, to what they feel is a fair wage for the work they do—are all included in this detailed report.

Are you ready to find out how faculty really feel about the current state of higher ed?

Let's get started.

METHODOLOGY

The Professor Pulse Survey is sponsored by Top Hat. The survey was conducted between May 12, 2018 and July 20, 2018. The 1,956 respondents currently teach at colleges and universities across North America. Fifty-eight percent identified as full-time faculty and 31 percent as part-time or adjunct faculty. For media inquiries about the survey, please contact press@tophat.com

CONTENTS

4

**THE BIG PICTURE: TELL
US ABOUT THE CURRENT
STATE OF HIGHER
EDUCATION**

6

**LET'S TALK ABOUT
YOUR SCHOOL'S
ADMINISTRATION**

8

**TECHNOLOGY MEETS
THE CLASSROOM**

10

**LET'S TALK ABOUT
THOSE STUDENTS
OF YOURS**

13

**OKAY, TIME FOR THE JUICY
QUESTIONS: CAREER
AND MONEY**

18

THANK YOU!

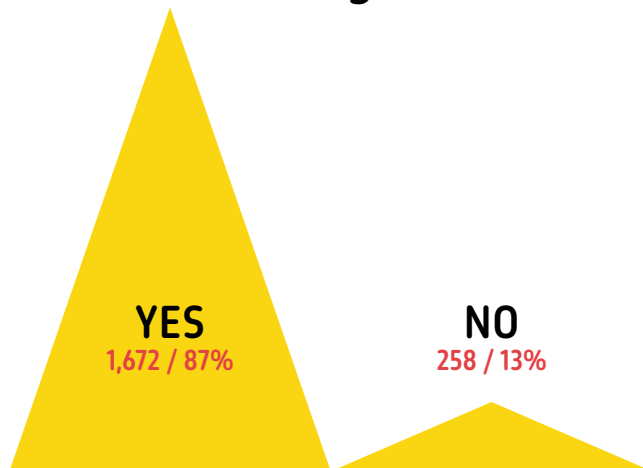
THE BIG PICTURE: TELL US ABOUT THE CURRENT STATE OF HIGHER EDUCATION

How effective do you think the current higher educational system is in preparing students for their careers? Please rank on a scale of 1 to 10 [1 being 'not at all' and 10 being 'extremely']



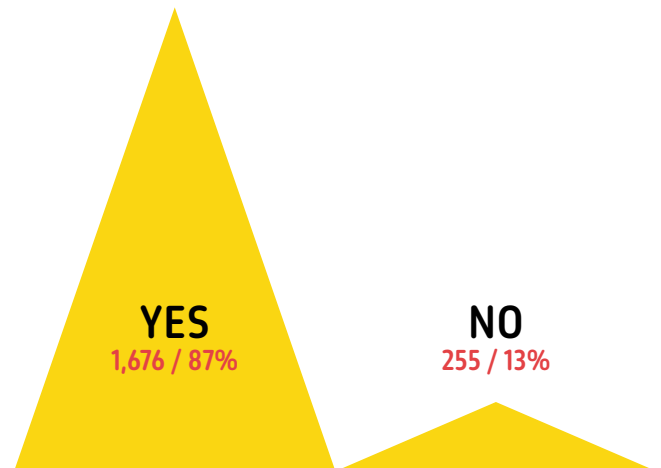
1,939 OUT OF 1,956 PEOPLE ANSWERED THIS QUESTION

Do you think that the cost of tuition is too high?



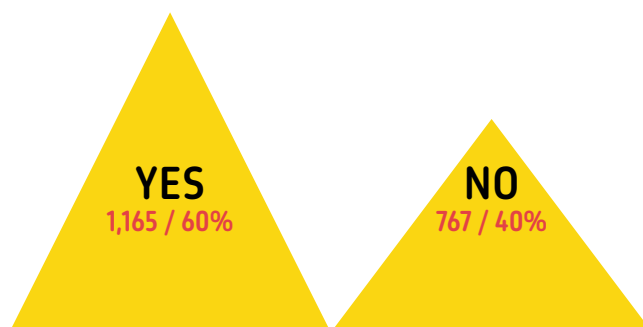
1,930 OUT OF 1,956 PEOPLE ANSWERED THIS QUESTION

Do you think students are more distracted now than ever before?




1,931 OUT OF 1,956 PEOPLE ANSWERED THIS QUESTION

Do you think apathy among students has increased in the past decade?



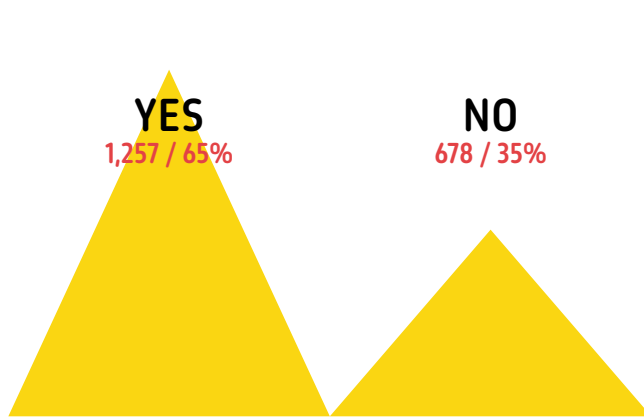
1,932 OUT OF 1,956 PEOPLE ANSWERED THIS QUESTION

Do you agree that a post-secondary education is necessary to a person's success in life?



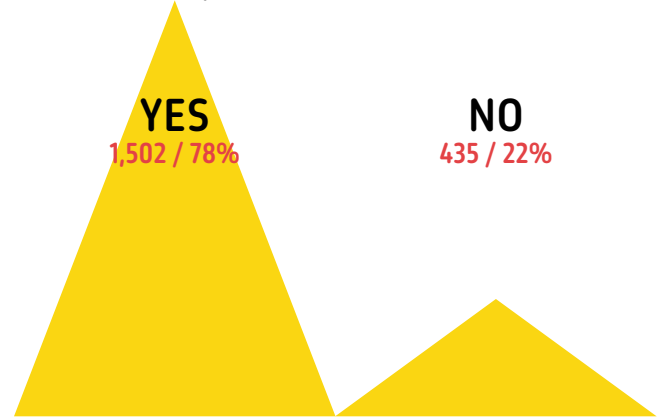
1,941 OUT OF 1,956 PEOPLE ANSWERED THIS QUESTION

Do you think professors are overworked?



1,935 OUT OF 1,956 PEOPLE ANSWERED THIS QUESTION

Do you think professors are underpaid?



1,937 OUT OF 1,956 PEOPLE ANSWERED THIS QUESTION

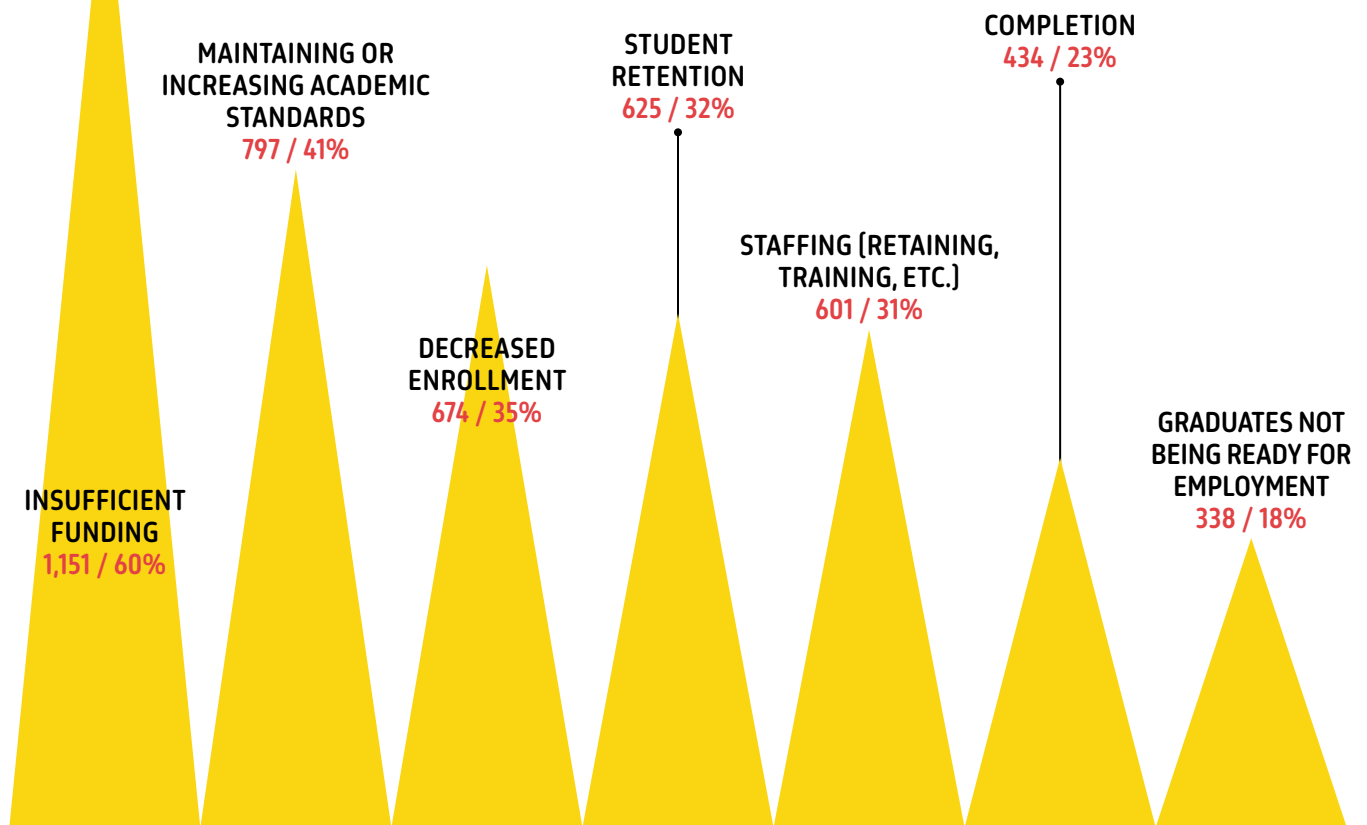
What kind of impact do you think the current United States federal administration is having on the future of higher education?



1,941 OUT OF 1,956 PEOPLE ANSWERED THIS QUESTION

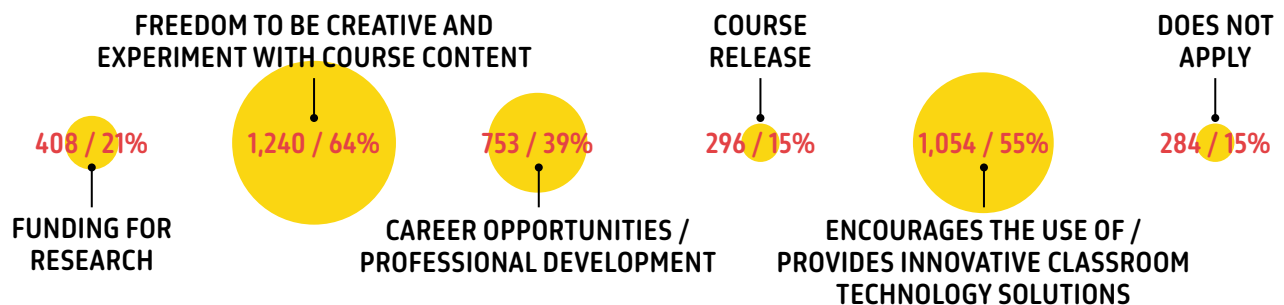
LET'S TALK ABOUT YOUR SCHOOL'S ADMINISTRATION

Schools have issues. What are the biggest ones your institution is facing? [Select all that apply.]



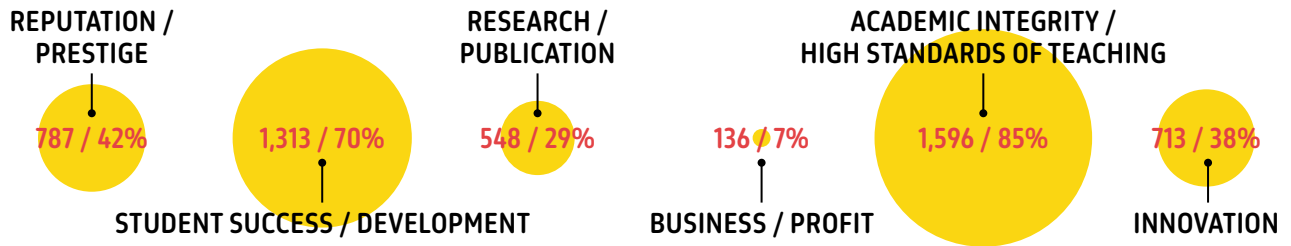
1,926 OUT OF 1,956 PEOPLE ANSWERED THIS QUESTION

How does your school's administration support you? [Select all that apply.]



1,930 OUT OF 1,956 PEOPLE ANSWERED THIS QUESTION

Please choose the three most important factors for you when choosing a university to work at:



1,879 OUT OF 1,956 PEOPLE ANSWERED THIS QUESTION

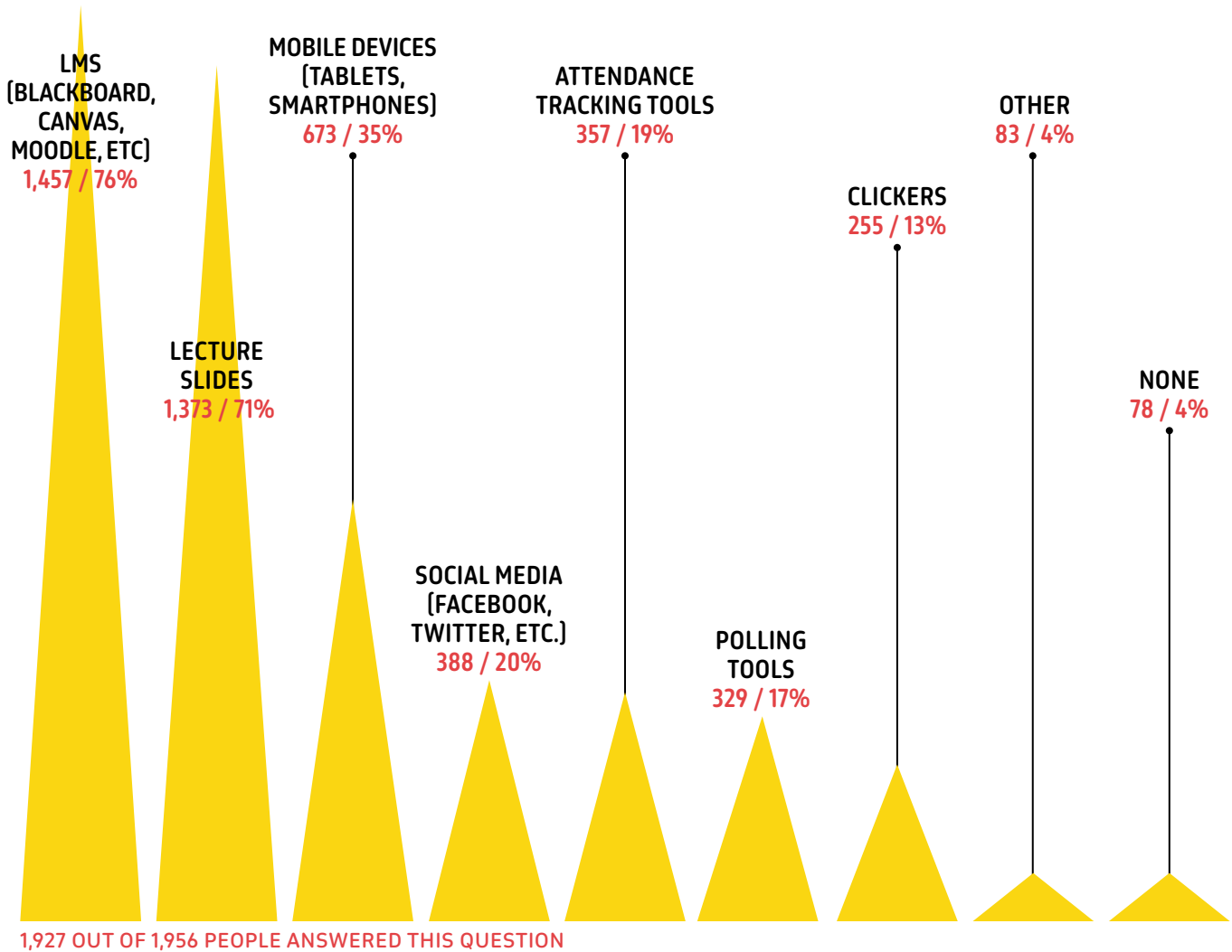
Are you satisfied with your school's current administration?
 Rank them on a scale of 1 to 10.
 [1 = they're the worst; 10 = they're the best]



1,940 OUT OF 1,956 PEOPLE ANSWERED THIS QUESTION

TECHNOLOGY MEETS THE CLASSROOM

Do you use in-class technology to reach students?
If so, what do you use? [Select all that apply.]



Do you make the decisions on what technology gets used in your classroom?

THE DECISION IS MADE IN A GROUP, BUT I HAVE A SAY. 239 / 13%

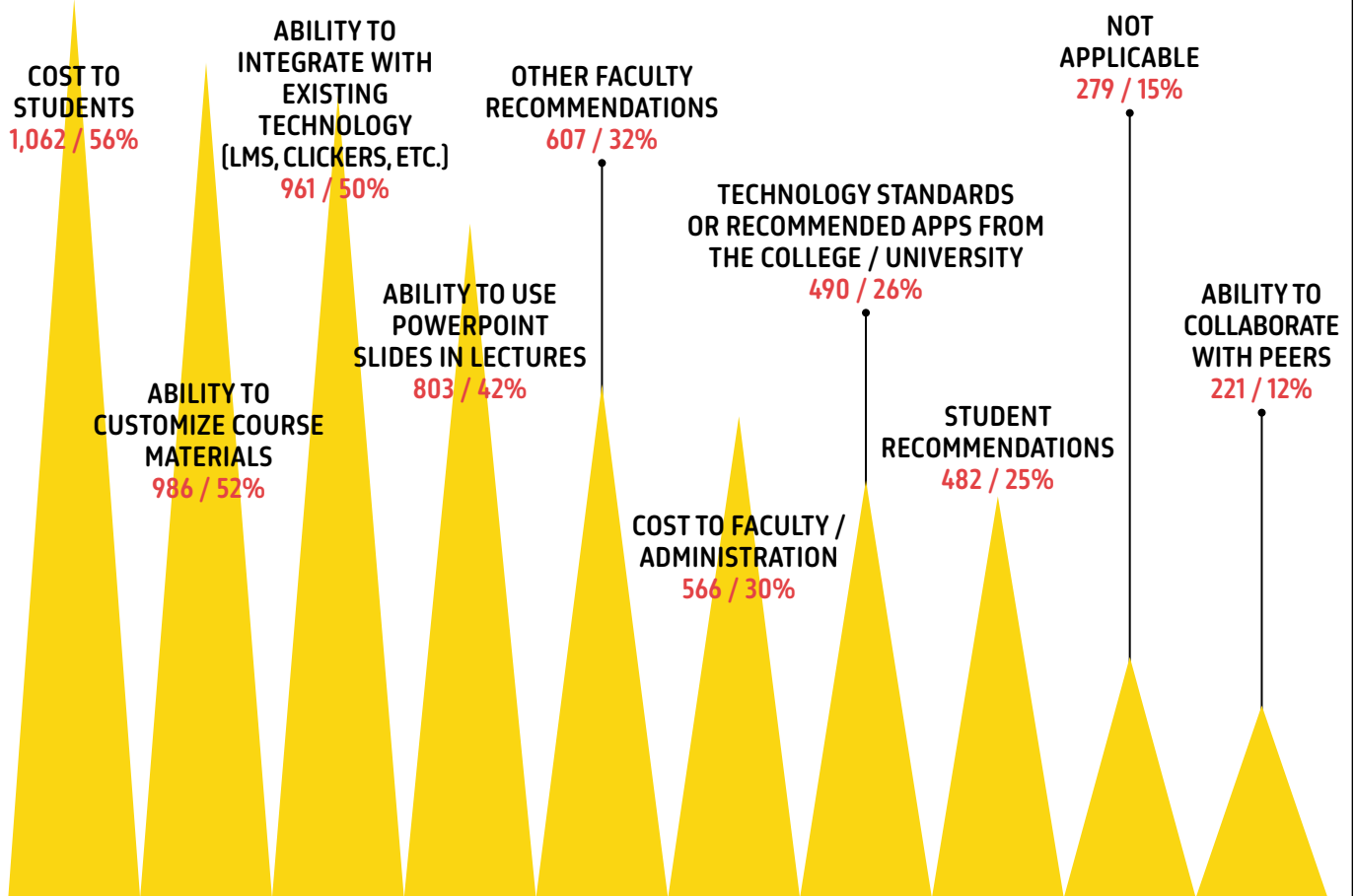
THE DECISION IS MADE FOR ME. 319 / 17%

OTHER 47 / 2%

I ULTIMATELY GET TO CHOOSE WHICH TECHNOLOGY I USE IN MY CLASSROOM. 1,294 / 68%

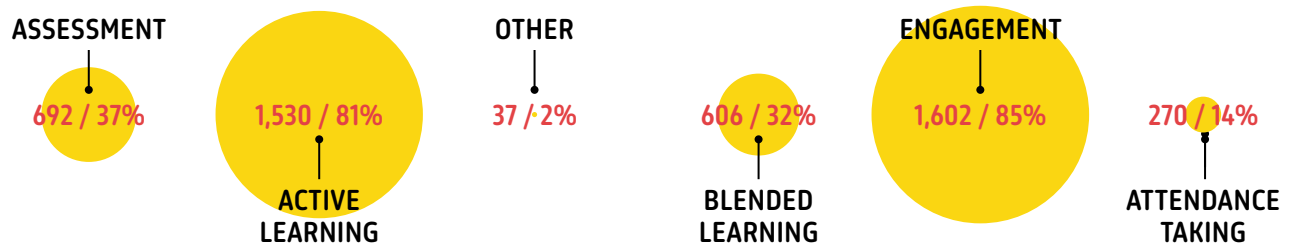
1,899 OUT OF 1,956 PEOPLE ANSWERED THIS QUESTION

If you make the tech decisions, which of the following factors inform your final choice? [Select all that apply.]



1,912 OUT OF 1,956 PEOPLE ANSWERED THIS QUESTION

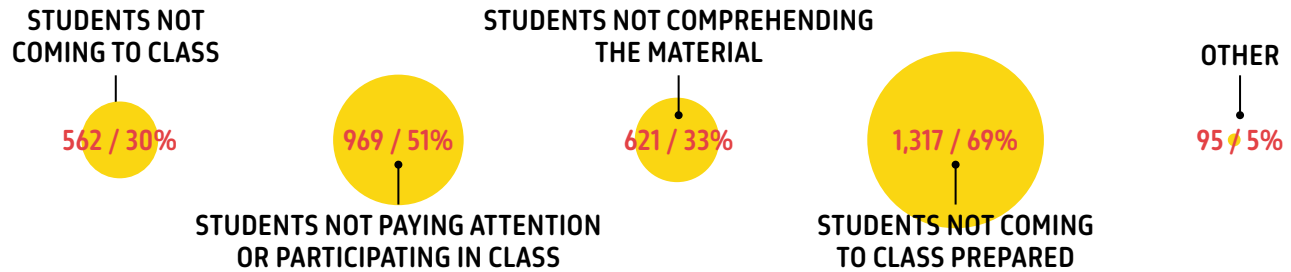
If you use tech in the classroom, what are you hoping to improve by doing so?



1,882 OUT OF 1,956 PEOPLE ANSWERED THIS QUESTION

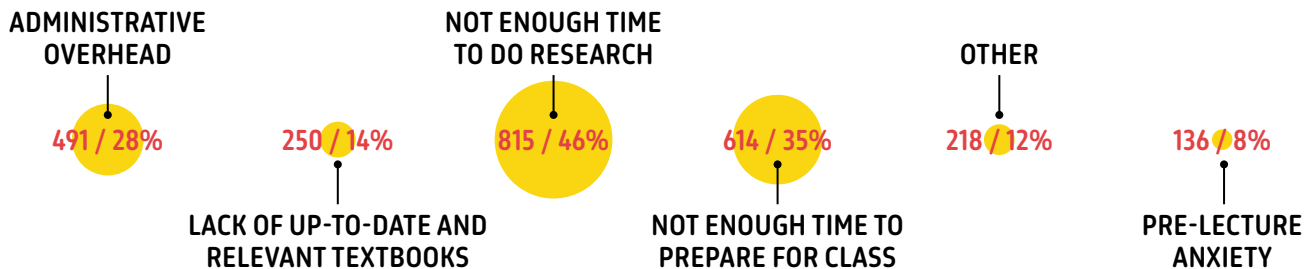
LET'S TALK ABOUT THOSE STUDENTS OF YOURS

What's your biggest in-class teaching challenge? [Select all that apply.]



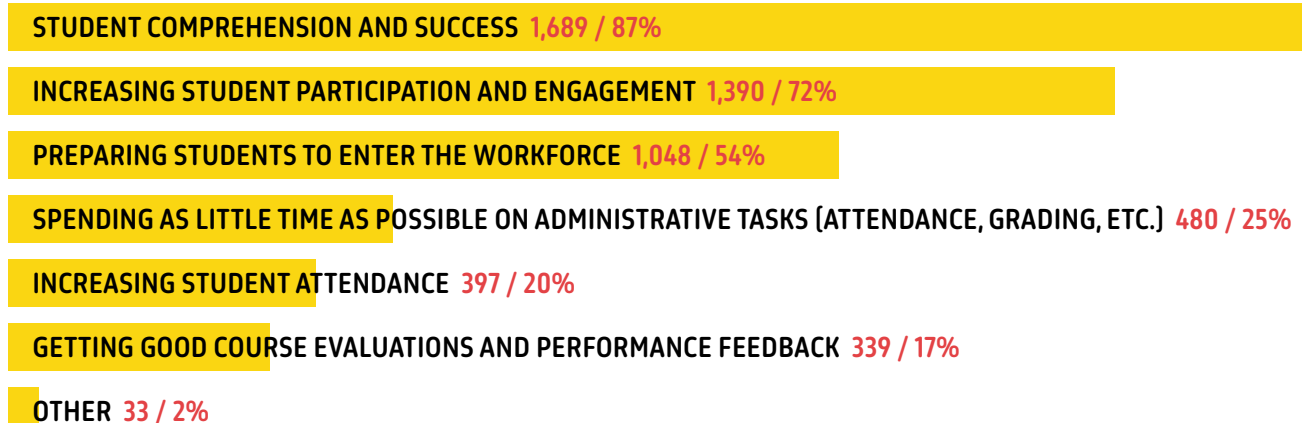
1,899 OUT OF 1,956 PEOPLE ANSWERED THIS QUESTION

What's your biggest out-of-class teaching challenge?



1,758 OUT OF 1,956 PEOPLE ANSWERED THIS QUESTION

Which of the following is most important to you as an educator? [Select all that apply.]

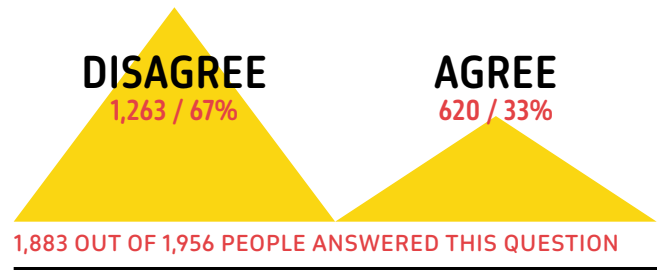


1,941 OUT OF 1,956 PEOPLE ANSWERED THIS QUESTION

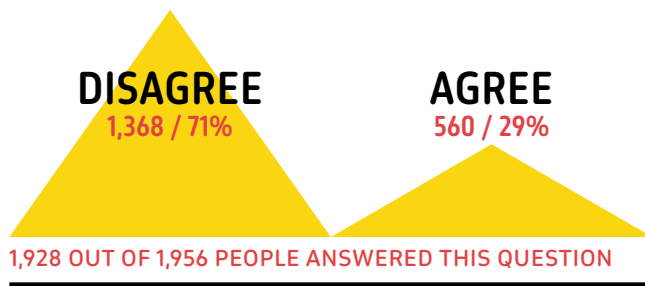
Do you agree or disagree with the following statement?
The majority of students buy the assigned text.



Do you agree or disagree with the following statement?
The majority of students read the assigned text.



Do you agree or disagree with the following statement?
The majority of students come to class prepared.



Do you agree or disagree with the following statement?
The majority of students care about learning.



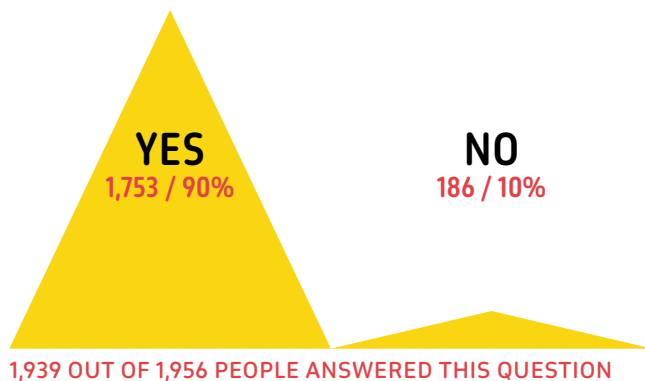
Do you agree or disagree with the following statement?
The majority of students show up to class.



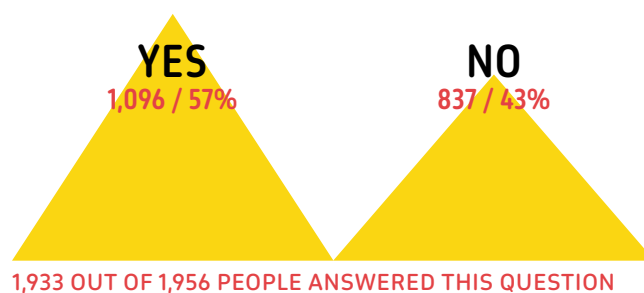
Do you agree or disagree with the following statement?
The majority of students participate in class.



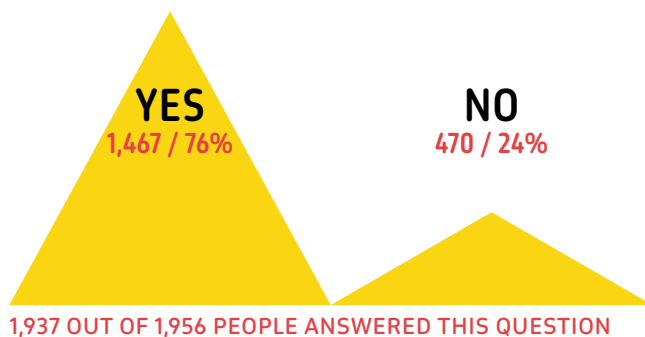
Do you think the cost of textbooks to students is too high?



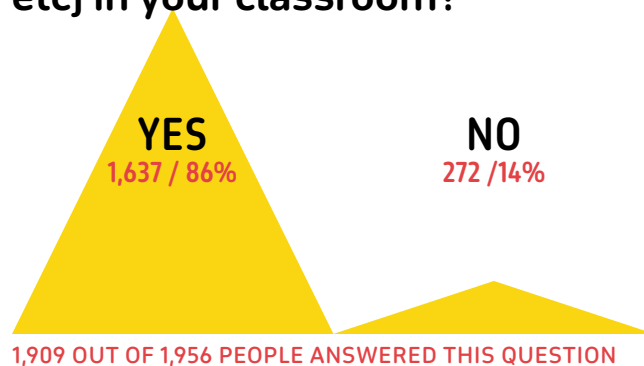
Have you ever had to assign supplementary textbooks to make up for problems with the main course textbook [e.g. out of date, doesn't address certain topics]?



Do you incorporate interactive, digital learning materials into your course content?



Do you allow personal devices [laptops, tablets, smartphones, etc] in your classroom?

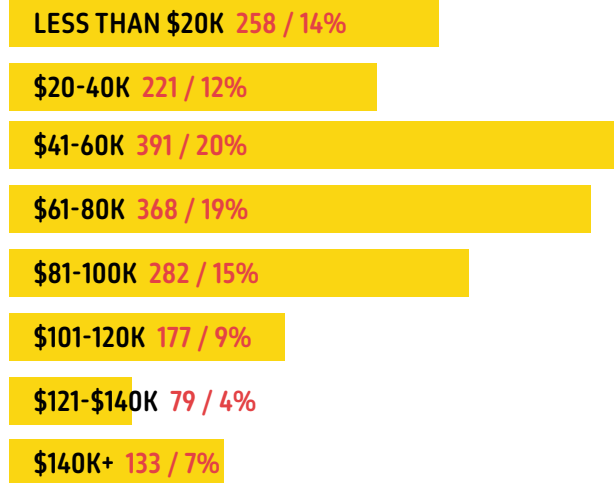


On a scale of 1 to 10, with 1 being 'none at all' and 10 being 'a lot', how much influence do you feel you have on your students' learning?



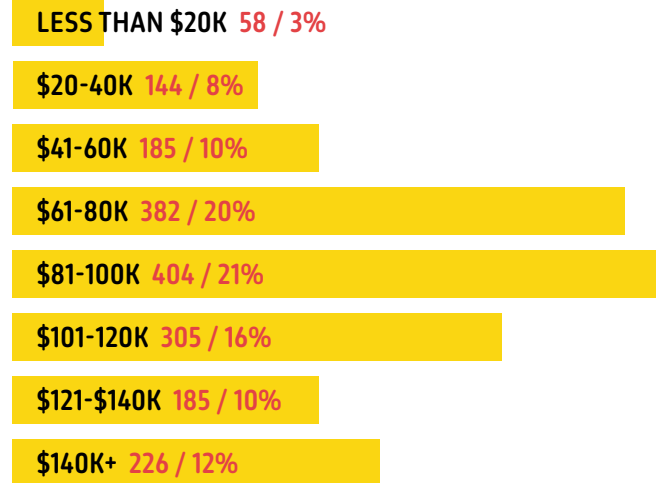
OKAY, TIME FOR THE JUICY QUESTIONS: CAREER AND MONEY

What's your current annual salary?



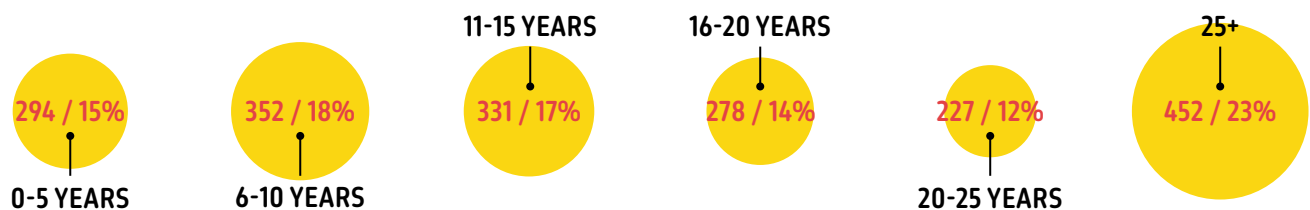
1,909 OUT OF 1,956 PEOPLE ANSWERED THIS QUESTION

What do you think a fair salary would be for the work that you do?



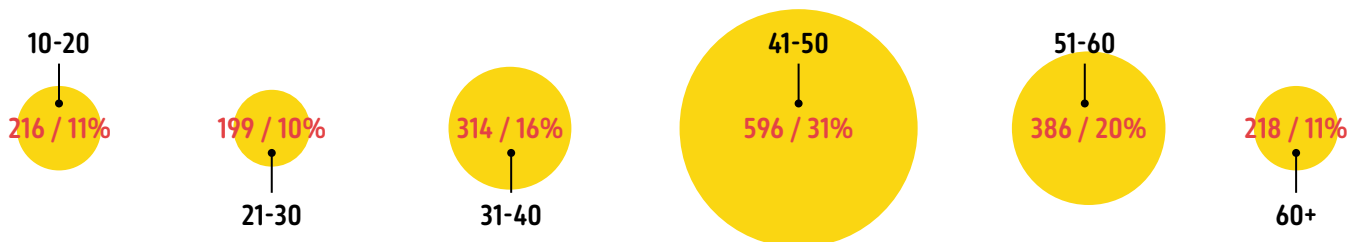
1,889 OUT OF 1,956 PEOPLE ANSWERED THIS QUESTION

How long have you been teaching at the higher education level?



1,934 OUT OF 1,956 PEOPLE ANSWERED THIS QUESTION

On average, how many hours a week do you work?



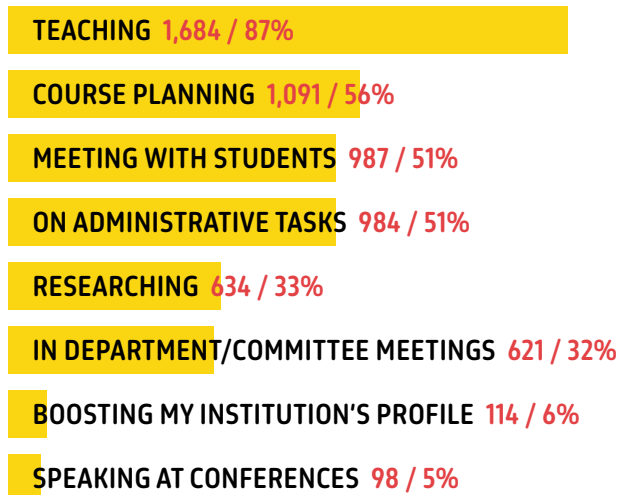
1,929 OUT OF 1,956 PEOPLE ANSWERED THIS QUESTION

How much time off do you get every year?



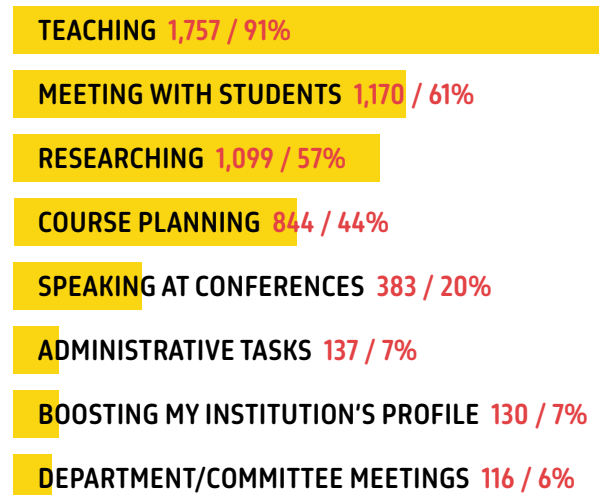
1,897 OUT OF 1,956 PEOPLE ANSWERED THIS QUESTION

The majority of your work week is spent [select all that apply]:



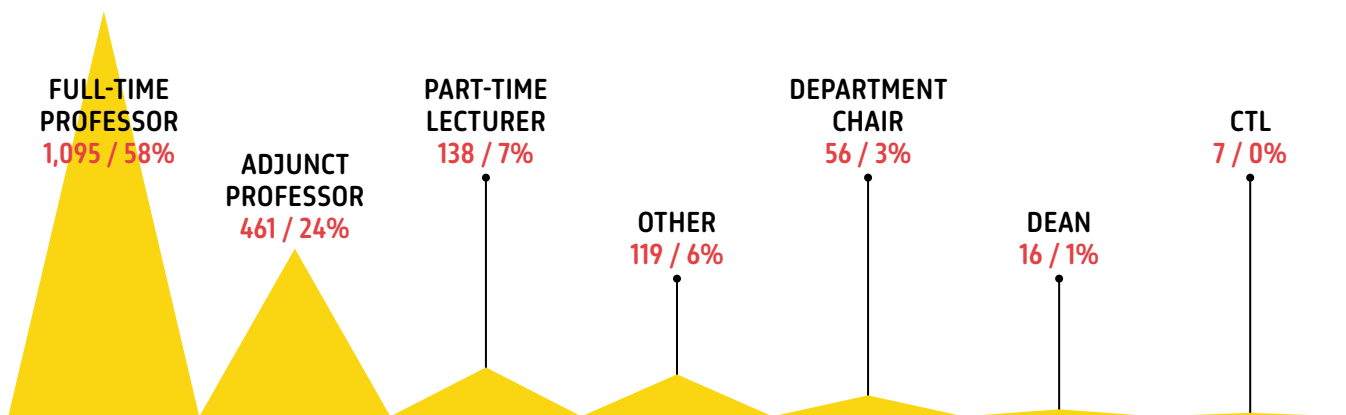
1,932 OUT OF 1,956 PEOPLE ANSWERED THIS QUESTION

In a perfect world, your work week would be focused on [select all that apply]:



1,929 OUT OF 1,956 PEOPLE ANSWERED THIS QUESTION

You are a:



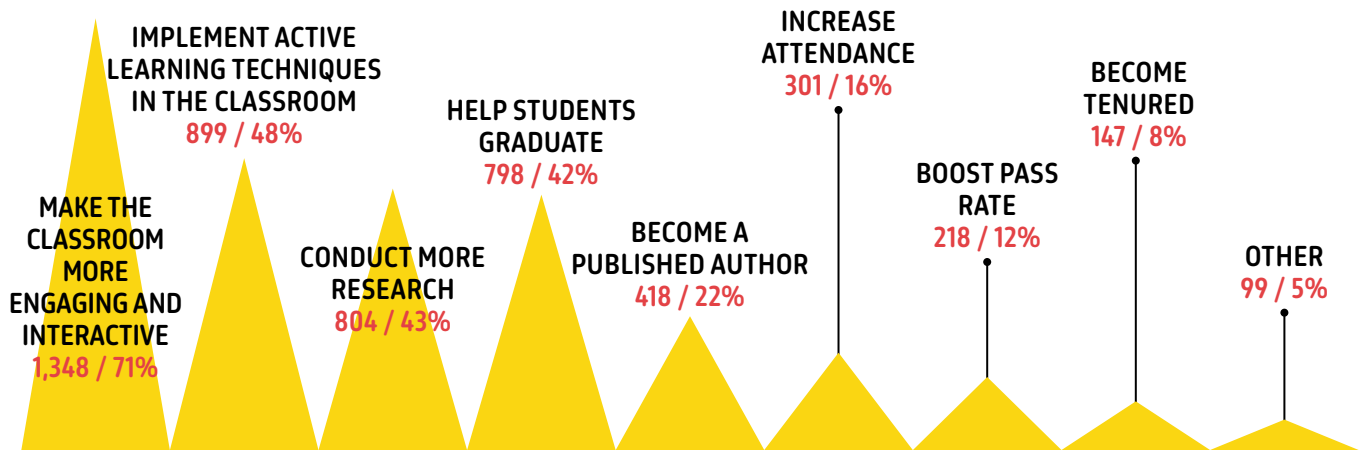
1,892 OUT OF 1,956 PEOPLE ANSWERED THIS QUESTION

In what state, territory or province do you currently teach?



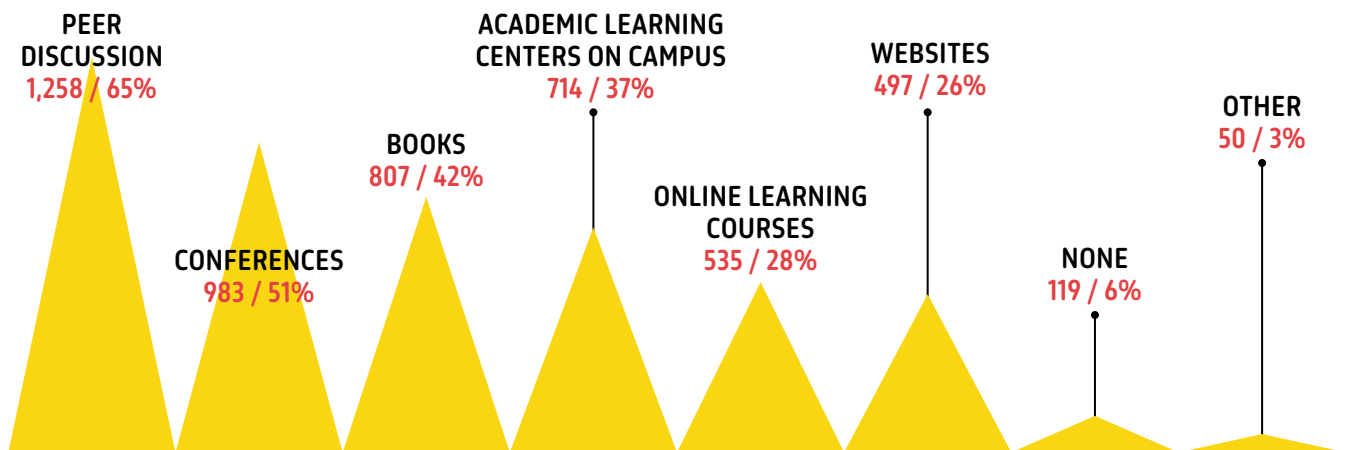
1,748 OUT OF 1,956 PEOPLE ANSWERED THIS QUESTION

What are your professional goals for the year? [Select all that apply.]



1,891 OUT OF 1,956 PEOPLE ANSWERED THIS QUESTION

What resources do you use to learn more about higher education teaching techniques/methods? [Select all that apply.]



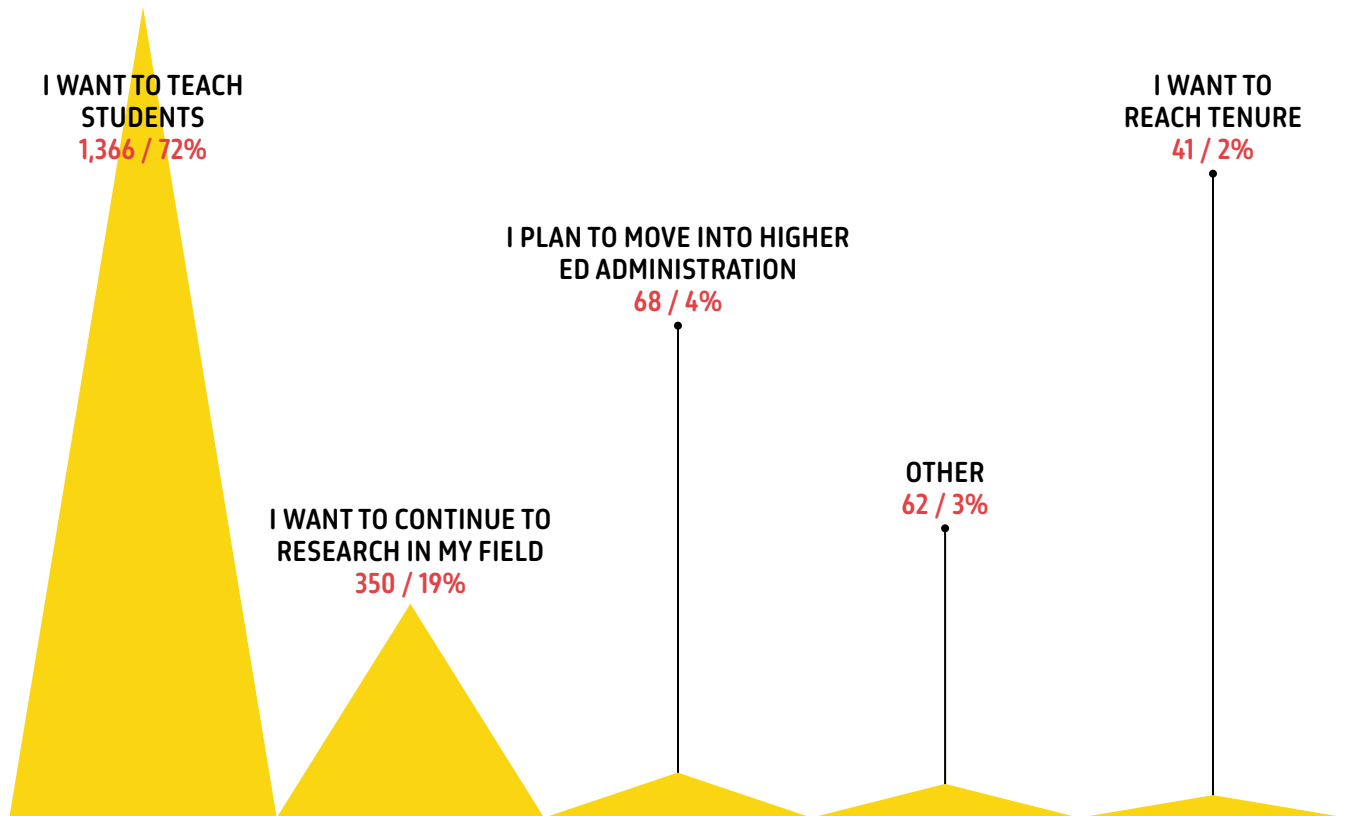
1,928 OUT OF 1,956 PEOPLE ANSWERED THIS QUESTION

Do you feel that you have job security in your current role?



1,917 OUT OF 1,956 PEOPLE ANSWERED THIS QUESTION

What is the primary motivation for you to continue a career in higher ed?



1,887 OUT OF 1,956 PEOPLE ANSWERED THIS QUESTION

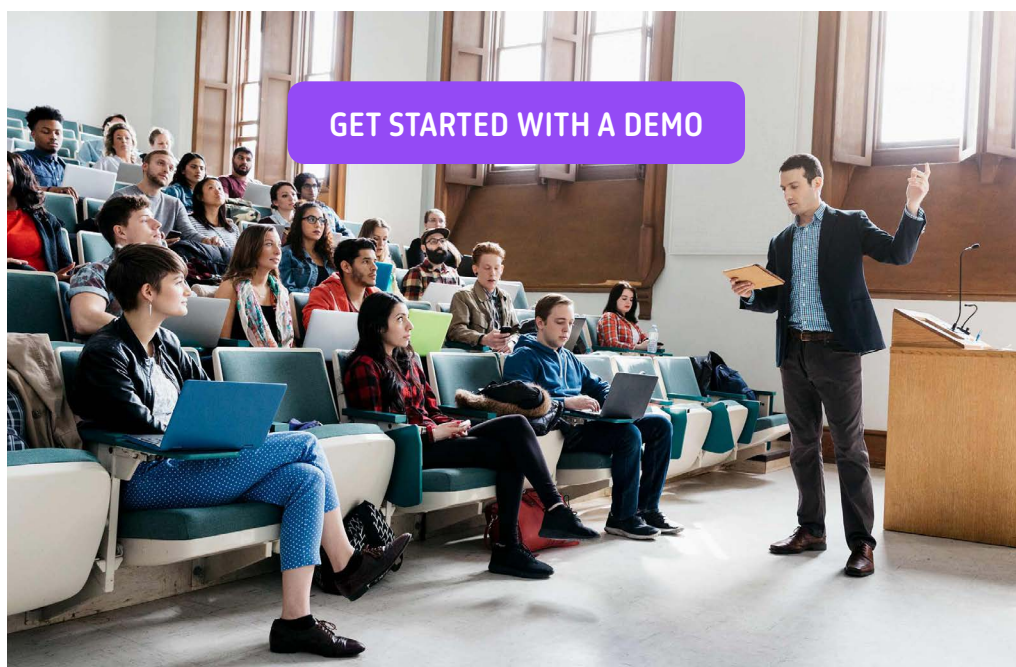
On a scale of 1 to 10, how satisfied are you with your career in higher education? (1 = not at all; 10 = extremely).



1,934 OUT OF 1,956 PEOPLE ANSWERED THIS QUESTION

THANK YOU!

Thanks for taking the time to sift through the findings of the 2018 Professor Pulse Survey. We hope you found the insights in this report to be as interesting as we did. And if you'd like to learn a bit more about what Top Hat has to offer, we'd love to show you more in a personalized demo—just click the link below:



ABOUT TOP HAT

Top Hat's interactive, cloud-based teaching platform enables professors to engage students inside and outside the classroom with compelling content, tools and activities. Millions of students at 750 leading North American colleges and universities use the Top Hat teaching platform. To learn more, visit www.tophat.com



TOP HAT

Make Active Learning Come to Life

Top Hat helps thousands of college and university instructors boost student engagement, build comprehension and accelerate student success both inside and outside the classroom



BEFORE CLASS



TOP HAT Textbook

Adopt and customize affordable, interactive textbooks, or create your own

DURING CLASS



TOP HAT Classroom

Leverage students' devices to increase in-class engagement and get real-time feedback



TOP HAT Assignment

Create and personalize homework to build student comprehension



TOP HAT Test

Securely administer exams and quizzes directly on students' devices

Let us show you how Top Hat revolutionizes learning tophat.com/demo